

Blackmer®

S SERIES
Triple Screw Pumps



Where Innovation Flows


PSG
a **DOVER** company

blackmer.com



Triple Screw Pump S E R I E S

A Safer, Greener, More Cost-Effective Pumping Solution


Blackmer, part of PSG®, a Dover company, is a leading global provider of innovative, high-quality industrial twin-screw, triple-screw and multi-phase pumps for the safe and efficient transfer of liquids.

Blackmer is proud to offer the S Series. This durable screw pump line is perfectly suited to applications with the Process, Energy, Transport and Marine markets. Blackmer S Series pumps offer a wide range of highly customizable pumps and systems for the world's most demanding applications.

Our world-class distributor network ensures that you will have access to the pump you need when you need it. We are devoted to your business's success servicing your needs with world-class products, delivery and best of class expertise. Put us to the test today and contact your local distributor at blackmer.com

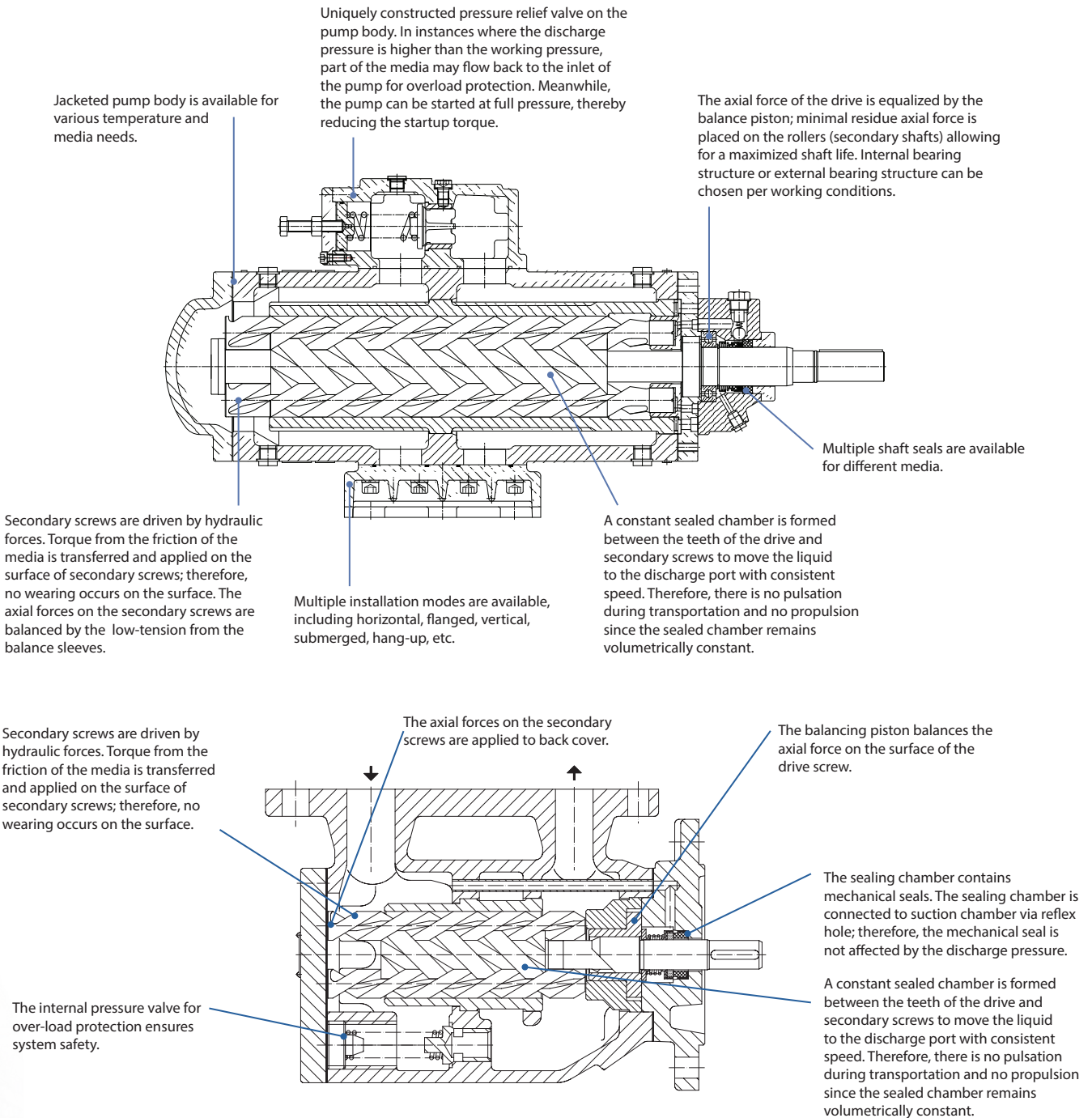
S Series Pumps are Ideally Suited For...

- Chemicals
- Adhesives
- Food and beverage
- Soap
- Petrochemicals
- Polymers
- Crude oil
- Asphalt
- Diesel
- Lube oil
- Kerosene
- Oilfields
- Residuals
- Bulk transfer
- Loading/unloading
- Terminals
- Shipping



How it Works

The S Series Triple-Screw Pump manufactured by Blackmer is a type of positive displacement rotatory pump for handling clear, lubricating liquid without solid content. The internal structure of the Triple-Screw Pump includes a male drive spindle, two female secondary spindles and the case that holds the three screws. The sealed chamber moving at a uniform speed is formed between the case and the three rotating screws along the axial direction. During the male drive screw rotation, liquid moves in the sealed chamber along the axial direction continuously and smoothly from suction to discharge.



MARKETS SERVED

PROCESS

Blackmer's attention to detail, quality assurance procedures, and expertise in the chemical process market, ensures your success. Our application experts can assist in your toughest applications to ensure maximum efficiency and Mean Time Between Repair (MTBR).

Typical Applications Handled:

- Chemical
- Adhesives
- Food and beverage
- Petrochemicals
- Polymers

ENERGY

Blackmer's knowledge and proven success in the power generation, oil & gas industries have instilled confidence in users worldwide. Consult our experts at Blackmer today, to ensure your success in the energy market.

Typical Applications Handled:

- Crude oil
- Asphalt
- Kerosene
- Oil field
- Residuals
- Electric generation

TRANSPORT

Whether it's tankers, railcars, or terminals, Blackmer's solutions offer top-notch reliability in the transport industry. Keep your products moving with one of our application engineer's today.

Typical Applications Handled:

- Bulk transfer
- Loading / unloading
- Terminals
- Shipping

MARINE

Blackmer is here with proven success, to support the marine and shipbuilding industries. With a wide range of compatibility, the safe, swift and reliable transfer of marine fluids is a core function of Blackmer pumps.

Typical Applications Handled:

- Shipbuilding
- Diesel
- Lube oil





Garrison Shipping Co.


CBK Power Generation

Aiden Chemical Co.

Salem Food & Beverages

LB Storage Terminal

North Shore Oil & Gas



MODEL SELECTION

A. User-Provided Parameters

- Working temperature of the media, T
- Viscosity at working temperature, ν
- Suction pressure (or vacuum), P1
- Discharge pressure, P2
- Working flow, Q
- Installation mode
- Any other supporting requirements

B. Notes for Model Selection

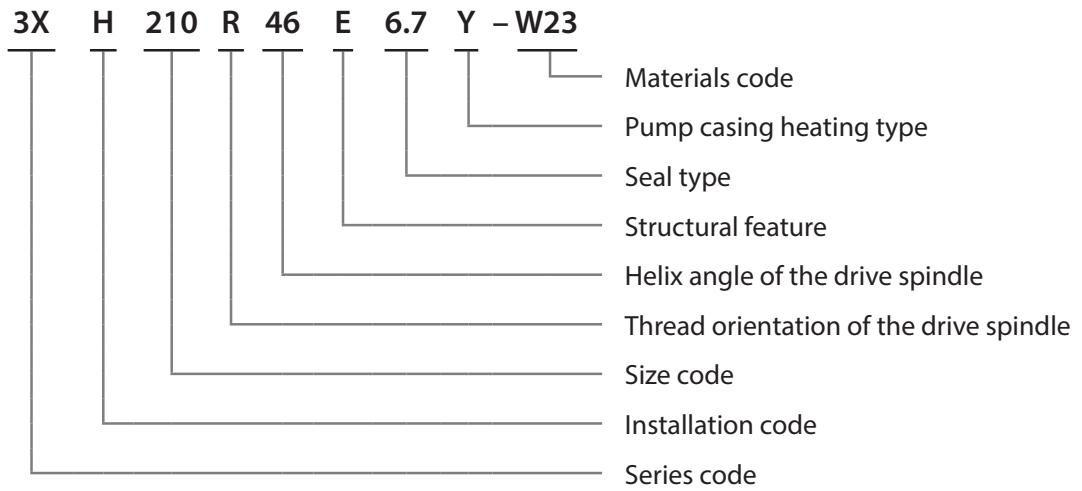
- Select proper structure based on the features of the media being pumped.
- Select proper speed based on the viscosity of the media. If media viscosity is $> 760 \text{ mm}^2/\text{s}$, please contact company for assistance.
- Select the model based on the flow and pressure from the Series Triple-Screw Pump performance data sheet.
- Check and identify the NPSHr value from the cavitation redundancy sheet based on the pump specification, speed and viscosity. It should be ensured that the $\text{NPSHr} < \text{NPSHa}$ (cavitation redundancy of the inlet piping). Otherwise, a pump with one size larger or lower speed should be selected.
- After selecting the pump specification, identify the shaft power (N·m) from the performance chart. When selecting mating motors, $\text{N·m} \geq K \times N$.
- Please refer to the table below for the value of K.

N (kW)	$N \leq 5$	$5 < N \leq 10$	$10 < N \leq 50$	$N > 50$
K	1.25	1.2	1.15	1.1

NOTE: The data in the table are subject to revision without prior notice.

Triple Screw Pumps

Series	Capacity		Diff. Pressure		Viscosity	Max. Temp.	
	L/min	gpm	bar	psi	mm^2/s (cSt)	°C	°F
3N	10 - 2,600	2.6 - 685	up to 40	up to 580	3-5,000	120°	250°
3M	10 - 1,900	2.6 - 500	up to 100	up to 1450	3-5,000	120°	250°
3PF	2 - 130	0.5 - 34	up to 40	up to 580	3-750	150°	302°



Performance Data

Series	Key Features	Flow Rate L/min (gpm)	Max. Discharge Pressure Bar (psig)	Viscosity (mm ² /s)	Operating Temperature °C (°F)
3M	High pressure, single suction, axial hydraulic balance	10 - 1,900 (2.6 - 500)	100 (1450)	3-5,000	≤ 120° (250°)
3N	Low pressure, single suction, axial hydraulic balance	10 - 2,600 (2.6 - 685)	40 (580)	3-5,000	≤ 120° (250°)

Installation Mode

Installation mode	H	F	S
Description	Foot installation	Flange installation	Vertical installation
Illustration			

*Flanged connections can be provided upon request; applicable for small pumps only.

Specification and Helix Angle

The pump specification code is determined based on a pump running at 1,450 r/min, with helix angle of 46 degrees. There are 8 specification codes for 3N pumps in total.

Specification Code	40	80	120	210	280	440	660	940
Helix Angle (degrees)	38	36	42	40	43	40	40	42
	46	42	46	46	46	46	44	46
	54	46	54	54	54	52	46	50
			54			54	51	54

Blackmer reserves the right to change the data in the table without prior notice.

Drive Screw Orientation

View from the drive end: R stands for clockwise; L stands for counter clockwise.

Structural Feature

Code	Structure	Applications
U	Internal bearing, multiple seal types	Media with good lubricity, working temperature below 150°C (302°F)
K	External bearing, packing seal	Media with poor lubricity, high viscosity, working temperature below ≤280°C (536°F)
E	External bearing, mechanical seal, with greasing port on bearing	Media with poor lubricity, working temperature 80-150°C (176 - 302°F)
D	External bearing, mechanical seal, without greasing port on bearing	Media with poor lubricity, working temperature below 80 °C (176°F)

Seal Type

Code	Description	Application
2	Packing seal	U and K structures
3	Double oil seal	U structure
4	Triple oil seal	U structure
6.7	Mechanical seal	E, D and U structure
12.1	Mechanical seal	U, D and E structure

Pump Body Heating Type

Code	Structure
[blank]	Standard pump body for handling lubricating liquid with good fluidity
Y	Welded pump casing with heating jacket, using steam or other hot fluid as heating media
E	Electrical heating

Materials

	Code	Casing			Liner		
		GB	DIN	ANSI	GB	DIN	ANSI
3M	W3	QT400-18	GGG-40	60-40-18 F32800	ZL109	-	A03360/A03361
	W2	HT250	GG 25	Class 35B	ZL109	-	A03360/A03361
	W21	HT250	GG 25	Class 35B	ZQSn5-5-5	G-CUSN5ZNPB 2.1096.01	C83600
	W23	QT400-18	GGG-40	60-40-18 F32800	ZQSn5-5-5	G-CUSN5ZNPB 2.1096.01	C83600
3N	W1	HT250	GG 25	Class 35B	QT450-10	GGG-45	65-45-12
	W2	HT250	GG 25	Class 35B	ZL109	-	A03360/A03361
	W3	QT400-18	GGG-40	60-40-18 F32800	ZL109	-	A03360/A03361
	W5	QT400-18	GGG-40	60-40-18 F32800	QT450-10	GGG-45	65-45-12
	W21	HT250	GG 25	Class 35B	ZQSn5-5-5	G-CUSN5ZNPB 2.1096.01	C83600
	W23	QT400-18	GGG-40	60-40-18 F32800	ZQSn5-5-5	G-CUSN5ZNPB 2.1096.01	C83600

APPLICATIONS

- Petrochemical industry: handling various light, heavy fuel oils, lubricating oils and waste oils
- Machinery industry: transporting lubricating oils; cooling recycling pump and hydraulic pump
- Ship building industry: for transporting, boosting, fuel jetting and marine hydraulic pumps
- Chemical industry: handling oil paints, greases, wax, glue, resin and other emulsions
- Storage industry: loading and unloading and transfer pump in tank farms; loading and unloading pump at dock
- Power industry: oil pump, lubricating oil pump for hydraulic power stations; ignition oil pump for furnace at fire power plants
- Steel industry: oil station for hot rolling, cold rolling, plat production lines; lubricating oil pump for hydraulic station
- Paper industry: lubricating oil pump for paper maker

FEATURES AND BENEFITS


- Low pressure fluctuation, stable flow
- Strong self-priming capability, reverse rotation, high efficiency
- Low noise and vibration
- Compact construction and size for ease of install and maintenance

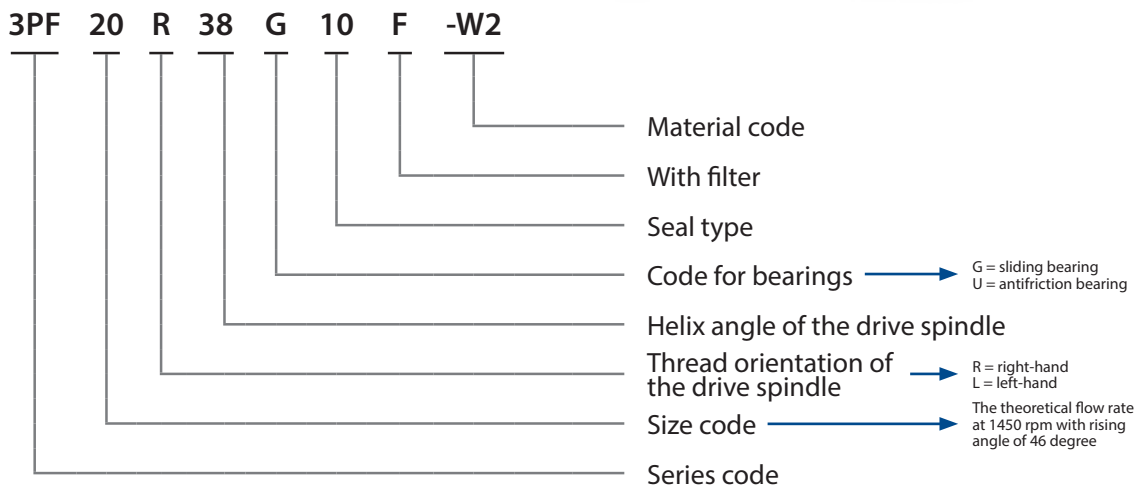
TECHNICAL DATA

- Pump casing: Cast iron/ductile iron/cast steel/cast stainless steel
- Shaft: Alloy steel/ stainless steel
- Screws: Ductile iron/alloy steel/stainless steel
- Stuffing box: Grey cast iron
- Casings constructions to select:
 - Side inlet, Side outlet

CERTIFICATIONS & ASSOCIATIONS

CCS ISO 9001:2008  





Materials

	Code	Casing			Liner		
		GB	DIN	ANSI	GB	DIN	ANSI
3PF	W1	HT250	GG 25	Class 35B	QT450-10	GGG-45 0.7045	65-45-12
	W2	HT250	GG 25	Class 35B	ZL109	-	A03360/A03361
	W3	QT400-18	GGG-40	60-40-18 F32800	ZL109	-	A03360/A03361
	W5	QT400-18	GGG-40	60-40-18 F32800	QT450-10	GGG-45 0.7045	65-45-12
	W21	HT250	GG 25	Class 35B	ZQSn5-5-5	G-CUSN5ZNPB 2.1096.01	C83600
	W23	QT400-18	GGG-40	60-40-18 F32800	ZQSn5-5-5	G-CUSN5ZNPB 2.1096.01	C83600

APPLICATIONS

- Transportation and boost pump in fuel system, fuel pump for fuel furnace
- Transportation and dispensing pump in oil delivery system
- Lubricating oil pump in industrial applications
- Hydraulic pump in hydraulic transmitting system

FEATURES AND BENEFITS

- Low pressure fluctuation, stable flow
- Strong self-priming capability, reverse rotation, high efficiency
- Low noise and vibration
- Compact construction and size for ease of install and maintenance

TECHNICAL DATA

- Pump casing: Cast iron/ductile iron/cast steel/cast stainless steel
- Shaft: Alloy steel/ stainless steel
- Screws: Ductile iron/alloy steel/stainless steel
- Casings constructions to select:
 - Top inlet
 - Top outlet

CERTIFICATIONS & ASSOCIATIONS

CCS ISO 9001:2008  



Where Innovation Flows



PSG® Grand Rapids
1809 Century Avenue SW
Grand Rapids, MI 49503-1530 USA
T: +1 (616) 241-1611
F: +1 (616) 241-3752
blackmer.com

PSG® reserves the right to modify the information and illustrations contained in this document without prior notice. This is a non-contractual document. 05-2016

Authorized PSG Partner: