

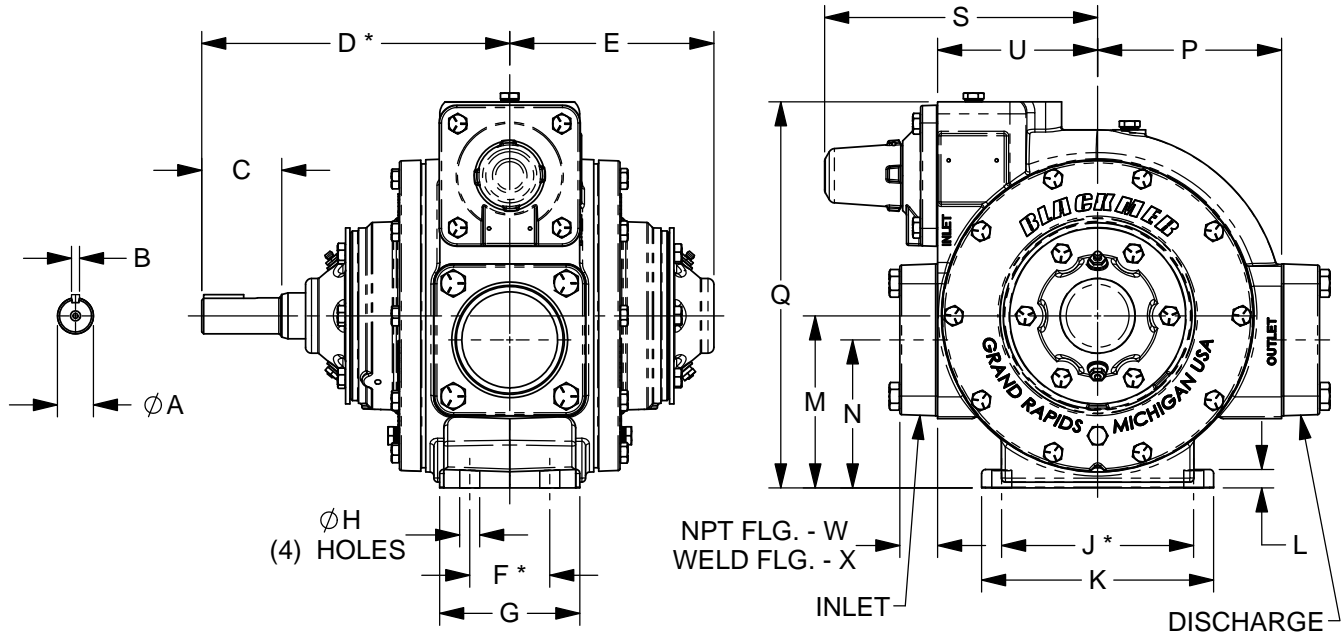


TYPE	SIZE	UNIT STYLE	DIMENSIONS 101-121	
XH	3E	PO	Section	101
			Effective	SEPTEMBER 2023
			Replaces	OCTOBER 2015
			Page 1 / 6	

RIGHT HAND ROTATION. FOR LEFT HAD ROTATION, SHAFT PROJECTION IS OPPOSITE THAT SHOWN.

* TOLERANCE $\pm 1/8"$

TOLERANCE ON OTHER DIMENSIONS $\pm 1/4"$



NOTE: FOR ANSI AND DIN FLANGE DIMENSIONS, SEE DIMENSION SHEET 101-113.

DIMENSIONS											WEIGHTS	
UNITS	A	B	C	D	E	F	G	H	J	K	UNITS	PUMP ONLY
IN	1 1/8	1/4	2 1/2	9 5/8	6 3/8	2 1/2	4 3/8	5/8	6	7 1/4	LBS	137
MM	---	---	63,5	244,5	161,9	63,5	111,1	15,9	152,4	184,2	KG	62
	L	M	N	P	Q	R	S	T	U	V		W/ NPT FLANGES
IN	1/2	5 3/8	4 5/8	5 3/4	12 1/16	---	8 9/16	---	5	---	LBS	145
MM	12,7	136,6	117,5	146,1	306,4	---	217,5	---	127	---	KG	66
	W	X	Y	Z	AA	BB	CC	DD	EE	FF		W/ WELD FLANGES
IN	1 1/8	1 3/16	---	---	---	---	---	---	---	---	LBS	144
MM	28,6	30,2	---	---	---	---	---	---	---	---	KG	65
	GG	HH	JJ	KK	LL	MM						W/ ANSI FLANGES
IN	---	---	---	---	---	---					LBS	168
MM	---	---	---	---	---	---					KG	76



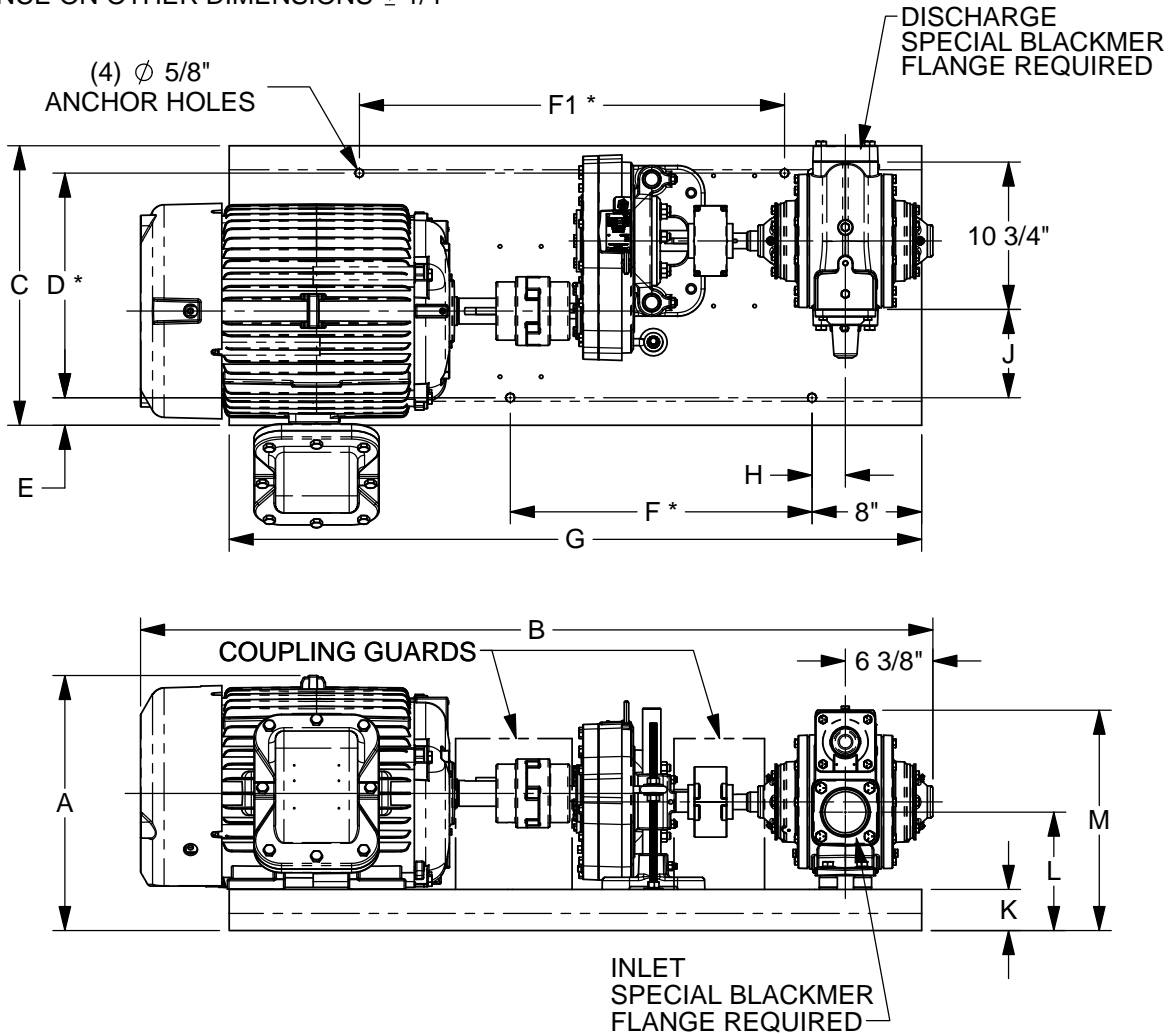
TYPE	SIZE	UNIT STYLE
XH	3E	HRB

DIMENSIONS 101-121	
Section Effective Replaces Page 5 / 6	101 SEPTEMBER 2023 OCTOBER 2015

RIGHT HAND ROTATION SHOWN.

*TOLERANCE $\pm 1/8$ "

TOLERANCE ON OTHER DIMENSIONS $\pm 1/4$ "



UNIT DIMENSIONS LESS FLANGES

"A" DIMENSION LESS MOTOR EYEBOLT

FLG. HT: 3" NPT - 1 1/8
3" WELD - 1 3/16

MOTOR			BASE NO.	DIMENSIONS													APPROX. UNIT WT. - POUNDS	
FRAME SIZE	H.P.	RPM		A	B	C	D	E	F	F1	G	H	J	K	L	M	LESS MOTOR	INCL. MOTOR
182T	3	1800	901772	11 13/16	44 13/16	17 1/4	14	1 5/8	15	26	44	2 3/8	4 5/8	2 1/4	7 7/8	15 5/16	417	529
184T	5	1800	901772	11 13/16	44 13/16	17 1/4	14	1 5/8	15	26	44	2 3/8	4 5/8	2 1/4	7 7/8	15 5/16	417	538
213T	7 1/2	1800	901772	13 3/8	48 11/16	17 1/4	14	1 5/8	15	26	44	2 3/8	4 5/8	2 1/4	7 7/8	15 5/16	417	643
215T	10	1800	901772	13 3/8	48 11/16	17 1/4	14	1 5/8	15	26	44	2 3/8	4 5/8	2 1/4	7 7/8	15 5/16	417	661
254T	15	1800	901773	17 1/16	52 7/8	20 3/8	16 3/8	2	22	33	50 1/2	2 1/2	6 7/16	3	8 5/8	16 1/16	496	816
256T	20	1800	901773	17 1/16	54 11/16	20 3/8	16 3/8	2	22	33	50 1/2	2 1/2	6 7/16	3	8 5/8	16 1/16	496	859
284T	25	1800	901773	18 9/16	56 5/16	20 3/8	16 3/8	2	22	33	50 1/2	2 1/2	6 7/16	3	8 5/8	16 1/16	496	938
286T	30	1800	901773	18 9/16	57 3/4	20 3/8	16 3/8	2	22	33	50 1/2	2 1/2	6 7/16	3	8 5/8	16 1/16	496	1003



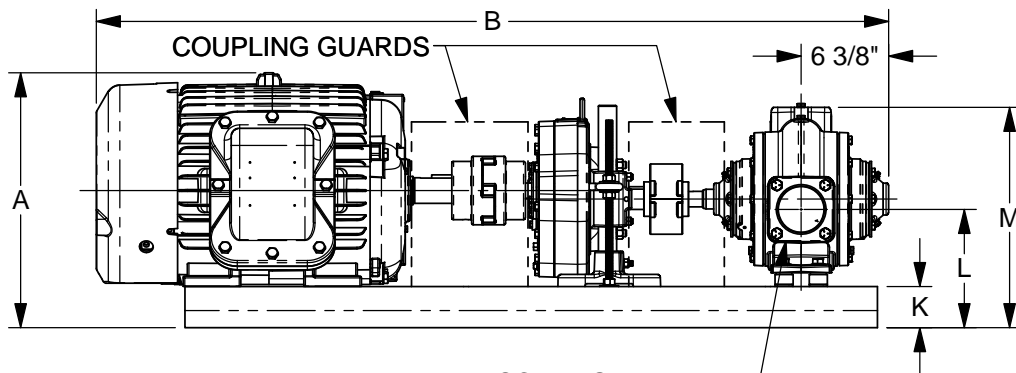
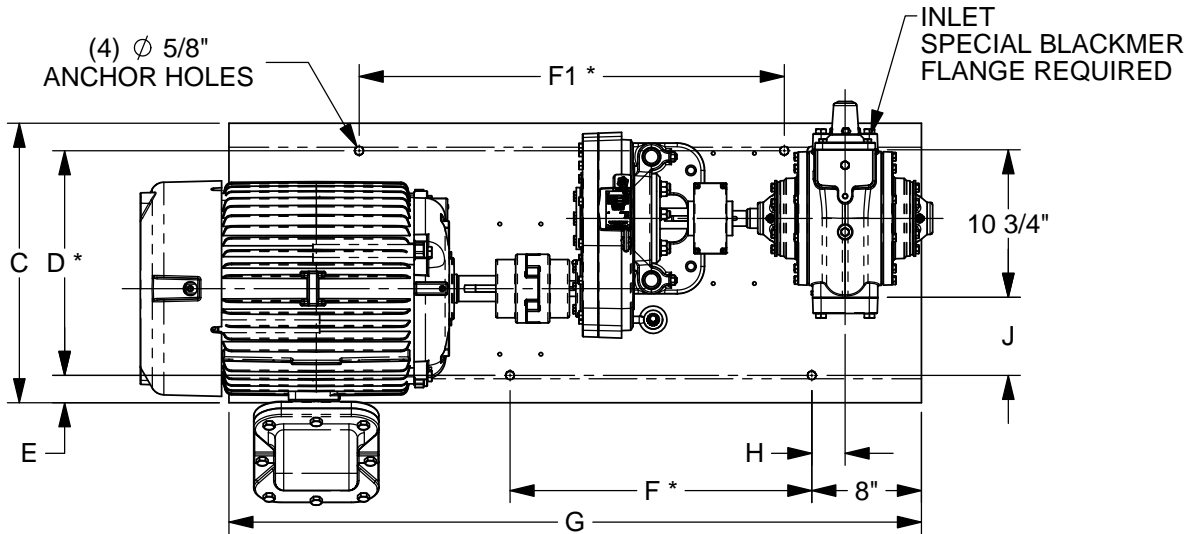
TYPE	SIZE	UNIT STYLE
XH	3E	HRB

DIMENSIONS 101-121	
Section Effective Replaces Page 6 / 6	101 SEPTEMBER 2023 OCTOBER 2015

LEFT HAND ROTATION SHOWN.

*TOLERANCE $\pm 1/8"$

TOLERANCE ON OTHER DIMENSIONS $\pm 1/4"$



UNIT DIMENSIONS LESS FLANGES

"A" DIMENSION LESS MOTOR EYEBOLT

DISCHARGE SPECIAL BLACKMER FLANGE REQUIRED

FLG. HT: 3" NPT - 1 1/8
3" WELD - 1 3/16

MOTOR			BASE NO.	DIMENSIONS													APPROX. UNIT WT. - POUNDS	
FRAME SIZE	H.P.	RPM		A	B	C	D	E	F	F1	G	H	J	K	L	M	LESS MOTOR	INCL. MOTOR
182T	3	1800	901772	11 13/16	44 13/16	17 1/4	14	1 5/8	15	26	44	2 3/8	3 7/8	2 1/4	7 7/8	15 5/16	417	529
184T	5	1800	901772	11 13/16	44 13/16	17 1/4	14	1 5/8	15	26	44	2 3/8	3 7/8	2 1/4	7 7/8	15 5/16	417	538
213T	7 1/2	1800	901772	13 3/8	48 11/16	17 1/4	14	1 5/8	15	26	44	2 3/8	3 7/8	2 1/4	7 7/8	15 5/16	417	643
215T	10	1800	901772	13 3/8	48 11/16	17 1/4	14	1 5/8	15	26	44	2 3/8	3 7/8	2 1/4	7 7/8	15 5/16	417	661
254T	15	1800	901773	17 1/16	52 7/8	20 3/8	16 3/8	2	22	33	50 1/2	2 1/2	5 11/16	3	8 5/8	16 1/16	496	816
256T	20	1800	901773	17 1/16	54 11/16	20 3/8	16 3/8	2	22	33	50 1/2	2 1/2	5 11/16	3	8 5/8	16 1/16	496	859
284T	25	1800	901773	18 9/16	56 5/16	20 3/8	16 3/8	2	22	33	50 1/2	2 1/2	5 11/16	3	8 5/8	16 1/16	496	938
286T	30	1800	901773	18 9/16	57 3/4	20 3/8	16 3/8	2	22	33	50 1/2	2 1/2	5 11/16	3	8 5/8	16 1/16	496	1003