



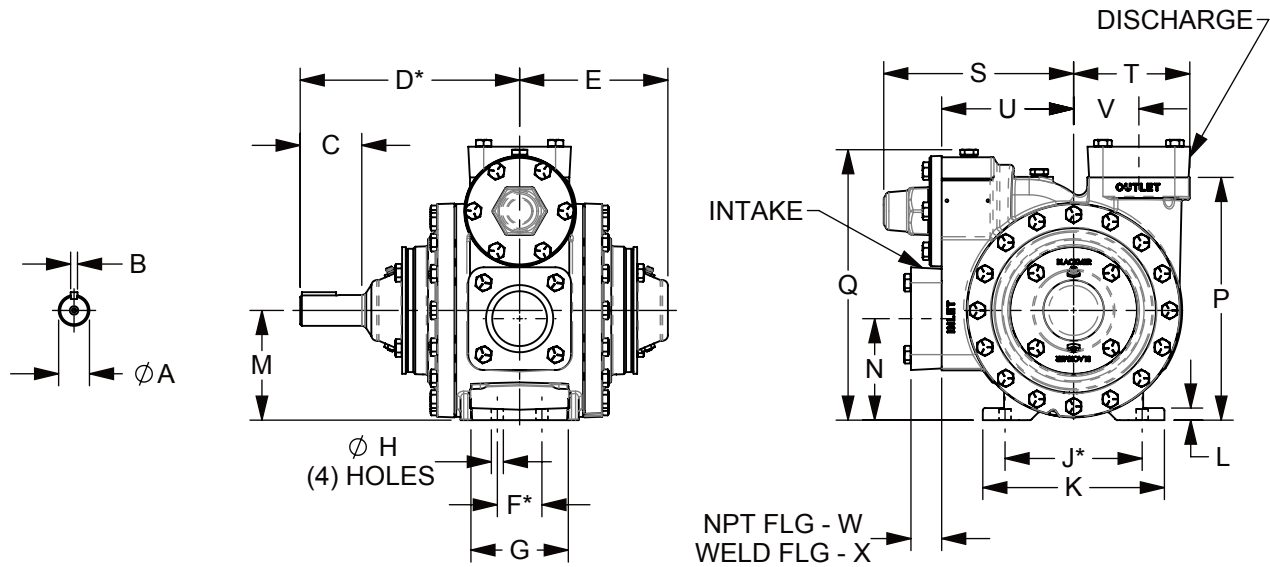
TYPE	SIZE	UNIT STYLE
<b>XL</b>	<b>2B</b>	<b>PO</b>

DIMENSIONS 107-105	
Section Effective Replaces Page 1 / 11	107 SEPTEMBER 2023 JUNE 2018

RIGHT HAND ROTATION. FOR LEFT HAND ROTATION, SHAFT PROJECTION IS OPPOSITE THAT SHOWN.

\*TOLERANCE  $\pm 1/8"$

TOLERANCE ON OTHER DIMENSIONS  $\pm 1/4"$



DIMENSIONS											WEIGHTS	
UNITS	A	B	C	D	E	F	G	H	J	K	UNITS	PUMP ONLY
IN	1 1/8	1/4	2 1/4	8	5 7/16	1 5/8	3 5/8	7/16	5	6 1/2	LBS	79
MM	28,6	6,4	57,2	203,2	138,1	41,3	92,1	11,1	127	165,1	KG	36
	L	M	N	P	Q	R	S	T	U	V		WITH NPT FLANGES
IN	7/16	4	3 3/4	8 7/8	10	---	6 7/8	4 3/16	4 13/16	2 3/8	LBS	84
MM	11,1	101,6	95,3	225,4	254	---	174,6	106,4	122,2	60,3	KG	38
	W	X	Y	Z	AA	BB	CC	DD	EE	FF		WITH WELD FLANGES
IN	1 1/8	1 3/16	---	---	---	---	---	---	---	---	LBS	84
MM	28,6	30,2	---	---	---	---	---	---	---	---	KG	38
	GG	HH	JJ	KK	LL	MM						ANSI FLANGES
IN	---	---	---	---	---	---					LBS	98
MM	---	---	---	---	---	---					KG	44





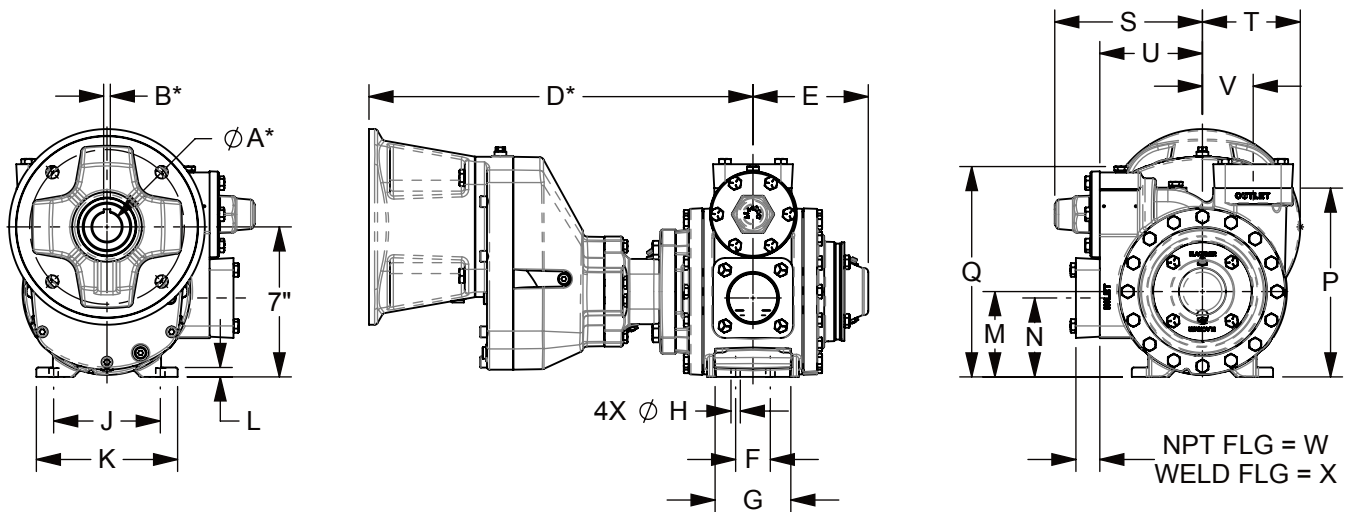
TYPE	SIZE	UNIT STYLE	DIMENSIONS 107-105	
XL	2B	N15	Section Effective Replaces Page 3 / 11	107 SEPTEMBER 2023 JUNE 2018

RIGHT HAND ROTATION. FOR LEFT HAND ROTATION, SHAFT PROJECTION IS OPPOSITE THAT SHOWN.

XL2B WITH N15 GEARBOX OPTION SHOWN.

\*TOLERANCE  $\pm 1/8"$

TOLERANCE ON OTHER DIMENSIONS  $\pm 1/4"$



MOTOR SIZE	$\phi A^*$	B*	D*
NEMA 140TC	7/8	3/16	16 15/16
NEMA 180TC	1 1/8	1/4	17 1/4
NEMA 210TC	1 3/8	5/16	18
IEC 100/112 B5	28mm	8mm	21 5/16

DIMENSIONS											WEIGHTS	
UNITS	A	B	C	D	E	F	G	H	J	K	UNITS	PUMP ONLY
IN	---	---	---	---	5 7/16	1 5/8	3 5/8	7/16	5	6 1/2	LBS	85
MM	---	---	---	---	138,1	41,3	92,1	11,1	127	165,1	KG	39
	L	M	N	P	Q	R	S	T	U	V		NPT FLANGES
IN	7/16	4	3 3/4	8 7/8	10	---	6 7/8	4 3/16	4 13/16	2 3/8	LBS	90
MM	11,1	101,6	85,7	225,4	254	---	174,6	106,4	122,2	60,3	KG	41
	W	X	Y	Z	AA	BB	CC	DD	EE	FF		WELD FLANGES
IN	1 1/8	1 3/16	---	---	---	---	---	---	---	---	LBS	90
MM	28,6	30,2	---	---	---	---	---	---	---	---	KG	41
	GG	HH	JJ	KK	LL	MM						ANSI FLANGES
IN	---	---	---	---	---	---					LBS	104
MM	---	---	---	---	---	---					KG	47



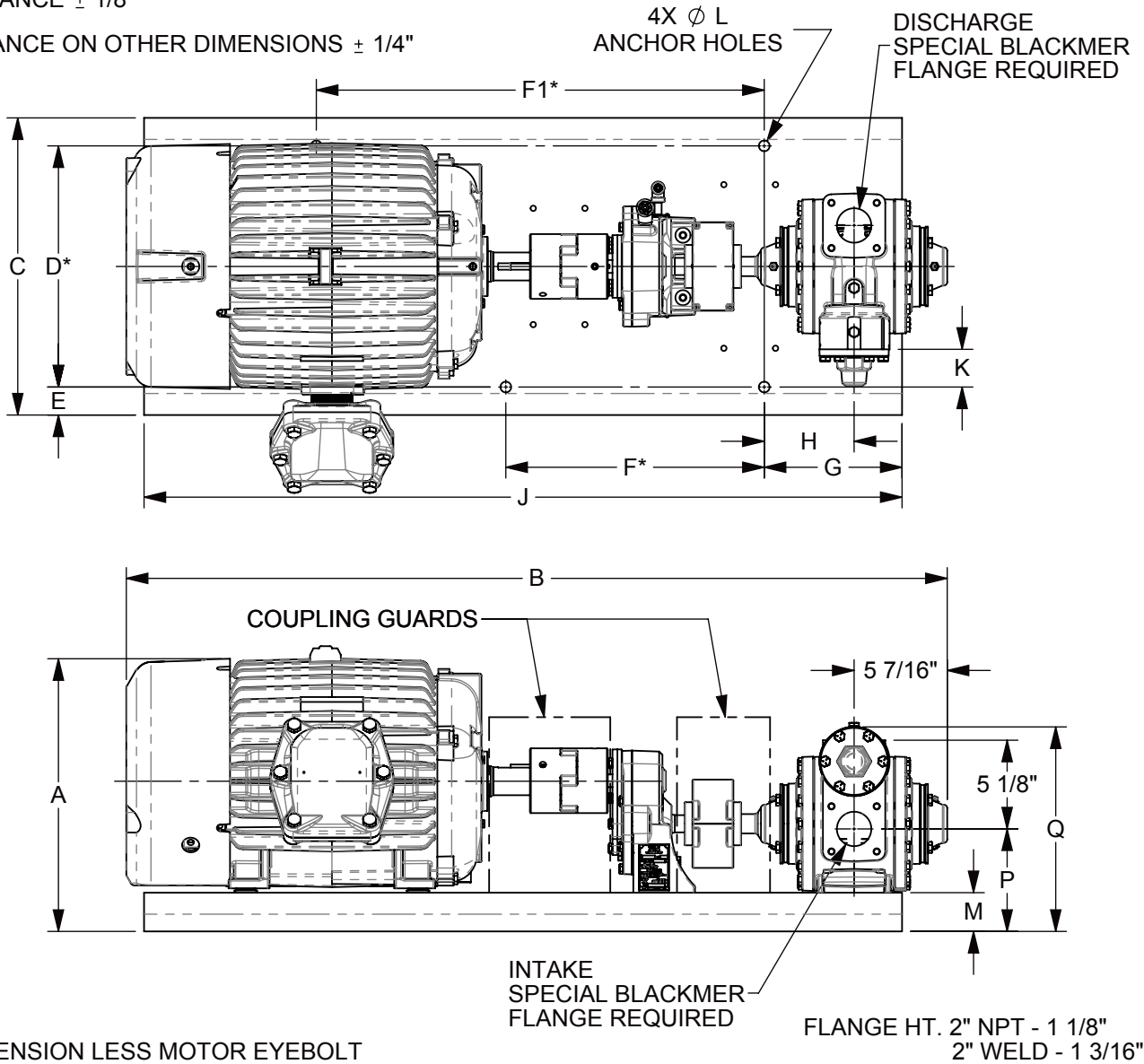
TYPE	SIZE	UNIT STYLE
<b>XL</b>	<b>2B</b>	<b>HROF</b>

DIMENSIONS 107-105	
Section Effective Replaces Page 4 / 11	107 SEPTEMBER 2023 JUNE 2018

RIGHT HAND ROTATION SHOWN.

\*TOLERANCE  $\pm 1/8"$

TOLERANCE ON OTHER DIMENSIONS  $\pm 1/4"$



"A" DIMENSION LESS MOTOR EYEBOLT

FLANGE HT. 2" NPT - 1 1/8"  
2" WELD - 1 3/16"

MOTOR			BASE NO.	DIMENSIONS														APPROX. UNIT WT. - POUNDS		
FRAME SIZE	H.P.	RPM		A	B	C	D	E	F	F1	G	H	J	K	L	M	P	Q	LESS MOTOR	INCL. MOTOR
143T	1	1800	901790	12 1/4	36 5/8	14 3/4	10	2 3/8	12	12	6	3 1/4	33	1/4	7/16	1 3/4	5 1/2	12 1/8	140	211
145T	1 1/2	1800	901790	12 1/4	37 1/2	14 3/4	10	2 3/8	12	12	6	3 1/4	33	1/4	7/16	1 3/4	5 1/2	12 1/8	140	216
182T	3	1800	901790	13 3/8	38 1/2	14 3/4	10	2 3/8	12	12	6	3 1/4	33	1/4	7/16	1 3/4	5 1/2	12 1/8	142	254
184T	5	1800	901790	13 3/8	39 7/8	14 3/4	10	2 3/8	12	12	6	3 1/4	33	1/4	7/16	1 3/4	5 1/2	12 1/8	142	308
213T	7 1/2	1800	901791	14 5/8	47 1/2	17 1/4	14	1 5/8	15	26	8	5 1/4	44	2 1/4	5/8	2 1/4	6	12 5/8	151	406
215T	10	1800	901791	14 5/8	47 1/2	17 1/4	14	1 5/8	15	26	8	5 1/4	44	2 1/4	5/8	2 1/4	6	12 5/8	151	439
254T	15	1800	901791	15 7/8	47 1/2	17 1/4	14	1 5/8	15	26	8	5 1/4	44	2 1/4	5/8	2 1/4	6	12 5/8	152	537
256T	20	1800	901791	15 7/8	48 3/4	17 1/4	14	1 5/8	15	26	8	5 1/4	44	2 1/4	5/8	2 1/4	6	12 5/8	152	561



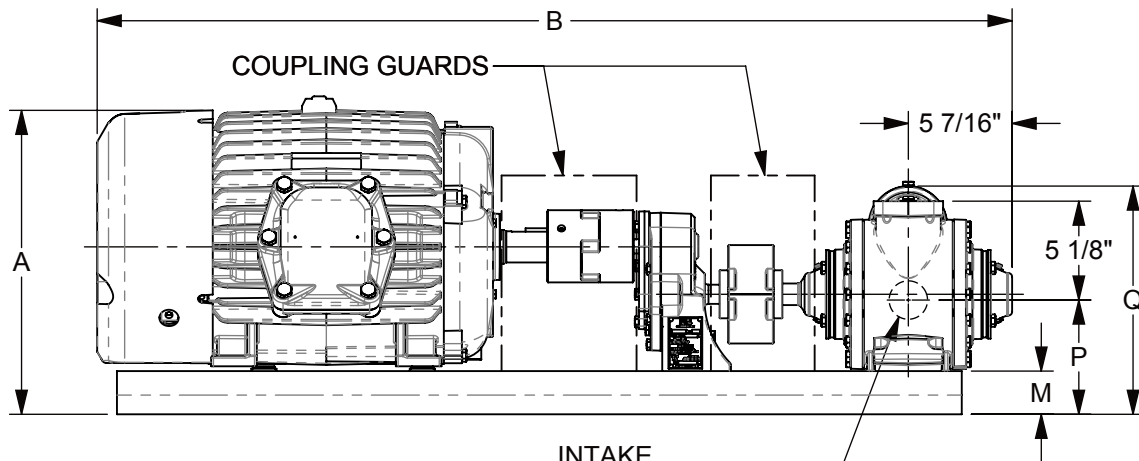
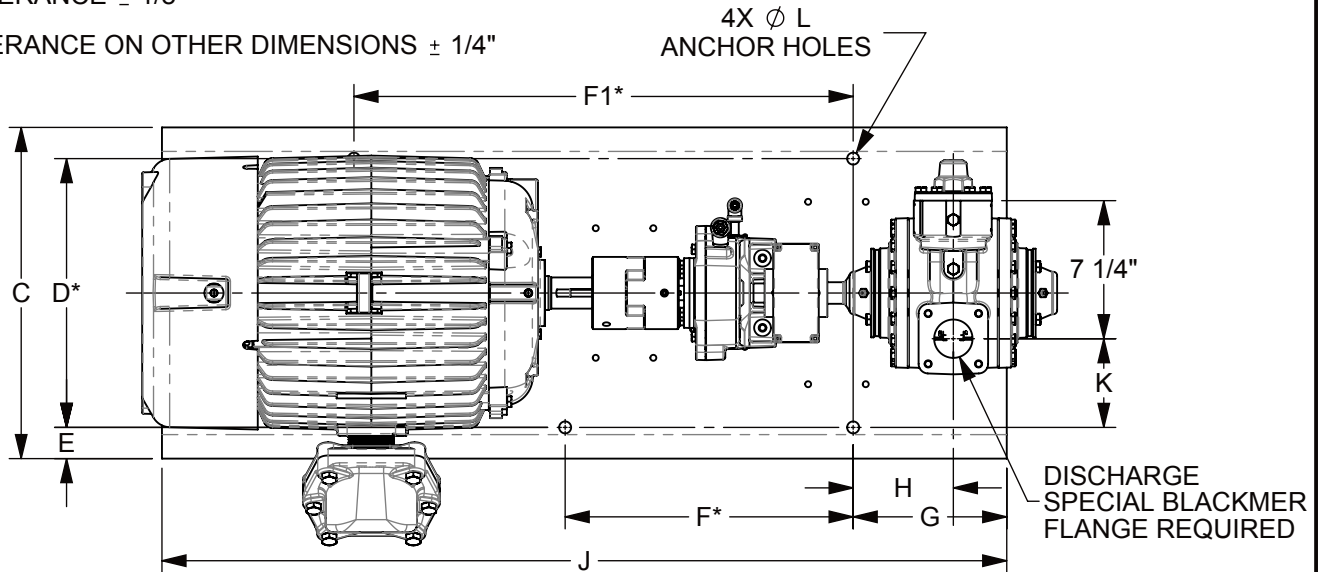
TYPE	SIZE	UNIT STYLE
<b>XL</b>	<b>2B</b>	<b>HROF</b>

DIMENSIONS 107-105	
Section Effective Replaces Page 5 / 11	107 SEPTEMBER 2023 JUNE 2018

LEFT HAND ROTATION SHOWN.

\*TOLERANCE  $\pm 1/8"$

TOLERANCE ON OTHER DIMENSIONS  $\pm 1/4"$



"A" DIMENSION LESS MOTOR EYEBOLT

FLANGE HT. 2" NPT - 1 1/8"  
2" WELD - 1 3/16"

MOTOR			BASE NO.	DIMENSIONS														APPROX. UNIT WT. - POUNDS		
FRAME SIZE	H.P.	RPM		A	B	C	D	E	F	F1	G	H	J	K	L	M	P	Q	LESS MOTOR	INCL. MOTOR
143T	1	1800	901790	12 1/4	36 5/8	14 3/4	10	2 3/8	12	12	6	3 1/4	33	2 5/8	7/16	1 3/4	5 1/2	12 1/8	140	211
145T	1 1/2	1800	901790	12 1/4	37 1/2	14 3/4	10	2 3/8	12	12	6	3 1/4	33	2 5/8	7/16	1 3/4	5 1/2	12 1/8	140	216
182T	3	1800	901790	13 3/8	38 1/2	14 3/4	10	2 3/8	12	12	6	3 1/4	33	2 5/8	7/16	1 3/4	5 1/2	12 1/8	142	254
184T	5	1800	901790	13 3/8	39 7/8	14 3/4	10	2 3/8	12	12	6	3 1/4	33	2 5/8	7/16	1 3/4	5 1/2	12 1/8	142	308
213T	7 1/2	1800	901791	14 5/8	47 1/2	17 1/4	14	1 5/8	15	26	8	5 1/4	44	4 5/8	5/8	2 1/4	6	12 5/8	151	406
215T	10	1800	901791	14 5/8	47 1/2	17 1/4	14	1 5/8	15	26	8	5 1/4	44	4 5/8	5/8	2 1/4	6	12 5/8	151	439
254T	15	1800	901791	15 7/8	47 1/2	17 1/4	14	1 5/8	15	26	8	5 1/4	44	4 5/8	5/8	2 1/4	6	12 5/8	152	537
256T	20	1800	901791	15 7/8	48 3/4	17 1/4	14	1 5/8	15	26	8	5 1/4	44	4 5/8	5/8	2 1/4	6	12 5/8	152	561













