



SERIAL NUMBER / ID TAG SYSTEM

Page 1 of 4

Page
ONE/4

Section	001
Effective	Jan 1999
Replaces	Jan 1996

SERIAL NUMBER / ID TAG

Blackmer attaches a Serial Number / ID Tag to all power driven and truck pump models for easy identification. The main purpose of the tag is to facilitate the proper selection of parts for maintenance and repair. Blackmer distributors may also use the Serial Number / ID Tag to record the location and history of equipment placed into service.

Refer to the following pages for explanation of the ID number system.

Note: The ID number system described within is applicable to pumps built in 2000 or earlier and some pumps built in 2001. If your pump was built in 2001 and has an entry in field '6' it is under the new system. If your pump was built in 2002 or later, it is under the new system. See document 001-030 for a description of the new ID number system.

SERIAL NUMBER LETTER DESIGNATION

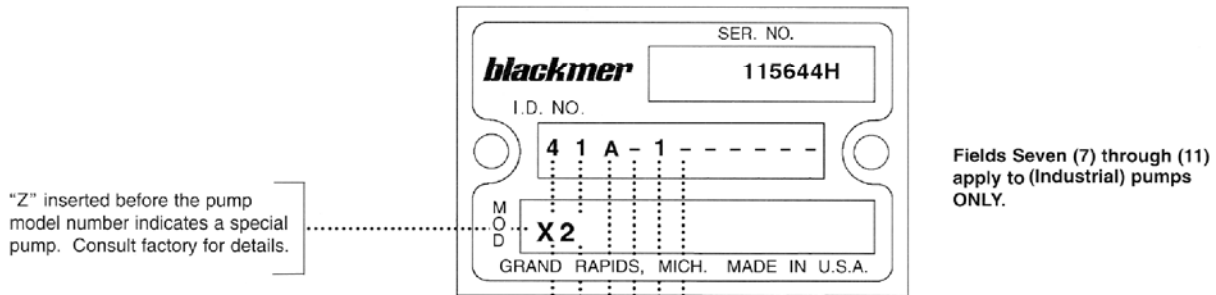
Effective September 1983, all Blackmer Serial Number / ID Tags contain a six digit serial number, with a letter suffix indicating the year of manufacture. The letter suffix designation is illustrated on page 3 for the years 1982 through 2002.

For Serial Number / ID Tag information prior to September 1983, refer to Serial Number Program One/4 (Blackmer Bulletin, effective June 1984), or contact the factory for specific product information.

- ◆ **Serial Number records for all power driven and truck pump models are maintained on microfilm or microfiche. These records are available for use by Blackmer distributors upon request.**
- ◆ **Microfilm records are not available for truck pump serial numbers prior to January 1978.**
- ◆ **Hand pumps, bypass valves, T-type strainers and gear reducers do not have a Serial Number Tag identification.**

ID NUMBER SYSTEM

Effective September 1983, the ID Number format on each serial number tag was expanded to provide more complete information on the various materials of construction used within a Blackmer pump. A "Z" designation will appear in the ID number when the pump has special materials of construction. **Any modifications made to Blackmer pumps and pump components after delivery must be recorded by the Distributor, and the pump ID Tag changed accordingly. Blackmer must be notified of any changes made.**



- | | | | |
|--|--|---|--|
| <p>Field One Vanes</p> <ul style="list-style-type: none"> 1 - MAA (obs) 2 - Bronze 3 - Iron 4 - Duravane 5 - Laminate 6 - Laminate-EC 7 - MAA-EC (obs) 8 - Bronze-EC 9 - Iron-EC | <ul style="list-style-type: none"> A - Hard. Iron B - Hard. Iron-EC C - Maxvane D - Maxvane-EC E - Carbon G - Polyvane H - Chemvane Z - Special* | <p>Field Two Rotor & Shaft</p> <ul style="list-style-type: none"> 1 - Standard Length 2 - V- Belt Length 4 - Double End 5 - Double End-EC 8 - Standard Length-EC 9 - V-Belt Length-EC A - 8-Vane R & S (no push rods) | <ul style="list-style-type: none"> B - Double End Chrome Plated C - 4-Vane R & S (w/ push rods) D - Nickel Plated Shaft E - Splined F - Splined Nickel Plated G - EC Hard. Iron H - FS Hard. Iron Z - Special* |
| <p>Field Five R/V Spring</p> <ul style="list-style-type: none"> 0 - No Relief Valve 1 - Steel Spring# 2 - Stainless Steel Spring# 3 - HP Steel Spring 4 - HP Stainless Steel Spring Z - Special* | | <p>Field Six - Z -</p> <p>"Z" inserted for Non-Standard parts other than those used in Fields One through Four.</p> <p>Consult Factory for details when a "Z" occurs in this field.</p> | |

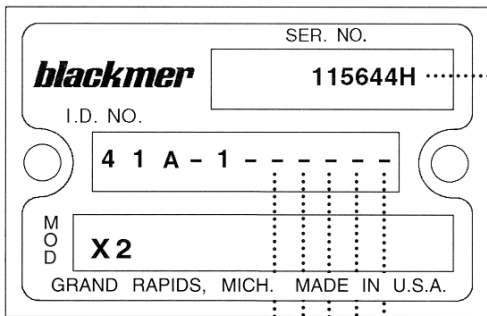
Fields Three & Four - Seals

The following charts determine the materials used in a mechanical seal or lip seal. The seal group is assigned an alpha designation which becomes part of the pump ID number, and represents a specific material group. Material symbols are arranged in the order of usage within the seal—see example at lower right. **Refer to back page for commercial cartridge mechanical seals.**

Seal ID Alpha Designation	Seal Components Material Symbols	Seal ID Alpha Designation	Seal Components Material Symbols	Seal ID Alpha Designation	Seal Components Material Symbols
A	I-N-C-N	K1	PTFE packing w/ Lantern Ring	V	S-V-B-V
B	I-N-C-T	K2	PTFE Lip Seal w/Buna	W	W-V-C-T
C	I-V-C-V	K3	PTFE Lip Seal w/FKM	X	R-N-C-N
D	W-N-C-T	K4	PTFE Lip Seal w/PTFE	Y	R-N-C-T
E	W-V-C-V	L	I-V-B-V	Z	*Special
F	I-N-B-N	M	X-N-S-N	AA	R-V-C-V
G	PTFE Packing	N	X-V-S-V	AB	R-N-B-N
H	Crane #9	O	Rotary	AC	R-V-B-V
HF	Crane #9 Double	P	I-V-C-T	AD	X-N-S-T
HL	Crane #8	Q	S-N-C-N	AE	L-P-C-P
HR	Crane #8 Double	R	S-N-C-T	AF	L-N-C-N
I	Crane #1	S	S-V-C-V	AG	X-V-S-T
J	Durametallic RO	T	S-V-C-T	AH	X-P-S-P
JF	Durametallic Double	U	S-N-B-N	AI	X-M-S-M
K	PTFE Lip Seals			AJ	C-N-L-N

FIELDS THREE AND FOUR FOR MAGNETIC COUPLED PUMPS (Represent Magnet Information)

ID	DESCRIPTION	ID	DESCRIPTION	ID	DESCRIPTION	ID	DESCRIPTION	MOTOR FRAME INFORMATION
MA	NO MAGNET	MG	MC20 (180TC)	MM	MC30 (250TC)	MS	MC60 (250TC)	140TC=143TC/145TC
MB	MC5 (140TC)	MH	MC20 (210TC)	MN	MC45 (180TC)	MT	MC80 (250TC)	180TC=182TC/184TC
MC	MC10 (140TC)	MI	MC25 (180TC)	MO	MC45 (210TC)	MU	MC80 (280TC)	210TC=213TC/215TC
MD	MC10 (180TC)	MJ	MC25 (210TC)	MP	MC45 (250TC)	MW	MC130 (280TC)	MC130 (280TC)
ME	MC15 (180TC)	MK	MC30 (180TC)	MQ	MC60 (180TC)	MX	MC200 (250TC)	250TC=254TC/256TC
MF	MC15 (210TC)	ML	MC30 (210TC)	MR	MC60 (210TC)	MY	MC200 (280TC)	280TC=284TC/286TC



SERIAL NO. ALPHA SUFFIX	YEAR OF MANUFACTURE
G	1982
H	1983
I	1984
J	1985
K	1986
L	1987
M	1988
N	1989
P	1990
R	1991
S	1992
T	1993
U	1994
V	1995
W	1996
X	1997
Y	1998
Z	1999
AA	2000
AB	2001
AC	2002

Fields Seven (7) through (11) apply to Industrial pumps ONLY.

Field Seven Hub & Bearing

- 1 - External Roller or Ball Bearing
- 2 - Internal Carbon Sleeve
- 3 - Internal Bronze Sleeve
- 4 - External Bronze Gland
- 5 - External Iron & Bronze Gland
- Z - Special*

Field Eight Liner

- 0 - None
- A - Standard
- B - Hardened
- C - Reduced Capacity
- D - Red. Capacity-Hardened
- Z - Special*

Field Nine Heads

- A - Standard
- B - Jacketed NPT
- C - Jacketed SAE
- D - Jacketed DIN
- E - Hydraulic Adapter
- F - Head with Drain
- Z - Special*

Field Ten Discs

- 0 - None
- 1 - Standard
- 2 - Hardened
- 3 - Chem Disc
- 4 - Carbon
- Z - Special*

Field Eleven Elastomers

- 1 - Buna-N
- 2 - FKM
- 3 - PTFE
- Z - Special*

NOTES: EC — Extra-Clearance. FS — Full Size. HP — High Pressure. * — Consult Factory for Details. # — Specify Spring Operating Range.

Fields Three & Four (continued...)

Seal ID Alpha Designation	Seal Components Material Symbols	Seal ID Alpha Designation	Seal Components Material Symbols	Explanation of Seal Components Material Symbols
AK	X-N-C-N	AY	W-A-C-T	A PTFE Encapsulated
AL	R-V-C-T	AZ	I-A-C-T	B Bronze
AM	L-N-S-N	BA	S-A-C-T	C Carbon
AN	L-V-S-V	BB	L-A-S-A	E EPR
AO	L-N-L-N	BC	S-A-C-A	H Hard Chrome Plated Steel
AP	L-V-L-V	BD	S-A-B-A	I Iron
AQ	L-N-S-T	BE	L-A-C-A	L Ceramic
AR	C-V-L-V	BF	L-A-L-A	N Buna-N
AS	S-T-B-T	BG	L-A-L-T	M PTFE Coated Buna-N
AT	L-T-L-T	BH	L-A-S-T	P Neoprene
AU	L-V-C-V	BI		R Ni-Resist
AV	L-T-C-T	BJ	L-N-C-T	S Steel - Hardened
AW	S-T-C-T	BK	L-A-C-T	T PTFE
AX	L-T-S-T	BZ	Special*	V FKM
				W Stainless Steel
				X Tungsten Carbide Coated Steel
				Y Stellite

Mechanical Seal Example.....

Seal ID Alpha Designation	Seal Components Material Symbols	Explanation of Seal Components Material Symbols & Order of Usage
A	I-N-C-N	1st Symbol I - Iron Stationary Seat 2nd Symbol N- Buna-N Stationary Elastomer 3rd Symbol C- Carbon Rotating Face 4th Symbol N- Buna-N Rotating Elastomer

COMMERCIAL MECHANICAL SEALS¹

Cartridge Design

JOHN CRANE				
1100/88(S)RS	88S	88 (Double)	4200/5610**	4202/5620**
FA = XF ₅₁ O ₁₅ H FB = XF ₅₈ O ₁₅ H	GA = XF ₅₁ O ₁₀ 1 GB = BF ₅₁ O ₁₀ 1 GC = NF ₅₁ O ₁₀ 1 GD = O ₂₈ F ₅₁ O ₁₀ 1	HA = XF ₅₁ O ₁₀ 1 HB = BF ₅₁ O ₁₀ 1 HC = NF ₅₁ O ₁₀ 1 HD = O ₂₈ F ₅₁ O ₁₀ 1	IA = XF ₅₅ O ₅₅ H	JA = XF ₅₅ O ₅₈ H

DURAMETALLIC			
P-50**	P-200**	X-100**	X-200**
CA = E(ER)2EFVV CB = E(ER)2EFOO CC = E(ER)2EFHP	Consult Factory	DA = CR2EF/VVV DB = CR2EF/VHH DC = CU2EF/VVV DD = CU2EF/VHH	EA = CA2EFVV EB = CR2EFHH EC = C(U/R)2EFVV ED = C(U/R)2EFHH

PAC-SEAL INT	FLUIDTEC	CHESTERTON	BWIP (Borg Warner)
Type 55 Cartridge**	PS-II Cartridge**		
Consult Factory <u>Standard Materials:</u> Carbon, Ceramic, Viton, 316 Stainless Steel	Consult Factory	Consult Factory	Consult Factory

JOHN CRANE MATERIAL CODES	
X	- FKM O-Ring
F ₅₁	- #51 Carbon
F ₅₅	- #55 Carbon
F ₅₈	- #58 Carbon
1	- Stainless
O ₁₀	- Ceramic
O ₁₅	- Tungsten Carbide
O ₂₈	- Ethylene Propylene
O ₅₈	- Silicon Carbide
P ₁₃₂	- #132 Carbon
H	- Hastelloy
B	- Buna-N
N	- Chloroprene

DURAMETALLIC MATERIAL CODES	
C	- 304 Stainless or AM350
E	- 316 Stainless
F	- Flush Connection
H	- Duraflon Coated FKM
U	- Tung-Car 62-6
R	- #5 Carbon
2	- Silicon Carbide
V	- 5th position - Vent/Drain
V	- 6th/7th position - FKM
O	- Buna-N
P	- Kalrez®
(ER)	- 316 SS/#5 Carbon
A	- Tung Car

NOTES:

¹The Commercial Mechanical Seals shown are available for Blackmer NP "C" (or later versions) sizes 2-inch through 4-inch, and SNP(J)1.25, SNP(J)1.5, SNP(J)2, SNP(J)2.5 and SNP3A models only.

**Standard Blackmer Catalog Offering as of 1995.



1809 Century Avenue, Grand Rapids, Michigan 49503-1530, U.S.A.
Telephone: (616) 241-1611 / Fax: (616) 241-3752
E-Mail: blackmer@blackmer.com / Internet: www.blackmer.com

blackmer bulletin

SERIAL NUMBER
PROGRAM ONE/4
Section ONE
Effective JUNE 1984
Replaces JULY 1977

TO: All Distributors
SUBJECT: Serial Number Program

For some time Blackmer has affixed a Serial Number Tag to its equipment for identification. The main purpose of this identification is to facilitate the proper selection of parts for maintenance and repair. Many distributors also use the Serial Number to record the location and history of equipment placed in service.

SERIAL NUMBER PROGRAM BEFORE FEBRUARY 1976

All truck pumps have unique five digit Serial Numbers. All motor driven pumps have unique six digit Serial Numbers. Both truck and motor driven pump Serial Numbers have the following prefix letters to indicate the year of manufacture.

<u>PREFIX LETTER</u>	<u>YEAR OF MANUFACTURE</u>	<u>PREFIX LETTER</u>	<u>YEAR OF MANUFACTURE</u>	<u>PREFIX LETTER</u>	<u>YEAR OF MANUFACTURE</u>
A	1950	K	1960	U	1970
B	1951	L	1961	V	1971
C	1952	M	1962	W	1972
D	1953	N	1963	X	1973
E	1954	O	1964	Y	1974
F	1955	P	1965	Z	1975
G	1956	Q	1966	A Feb.	1976
H	1957	R	1967	B	↓ SUFFIX SYSTEM ↓
I	1958	S	1968	C	
J	1959	T	1969	D	

Serial number records of all power driven pump shipments are maintained on microfilm for the years 1934 through February 1976. These records are available for distributor use upon request. Microfilm records are not available for truck pump Serial Numbers. Hand pump, bypass valve, strainer and gear reducer equipment do not have Serial Number identification.

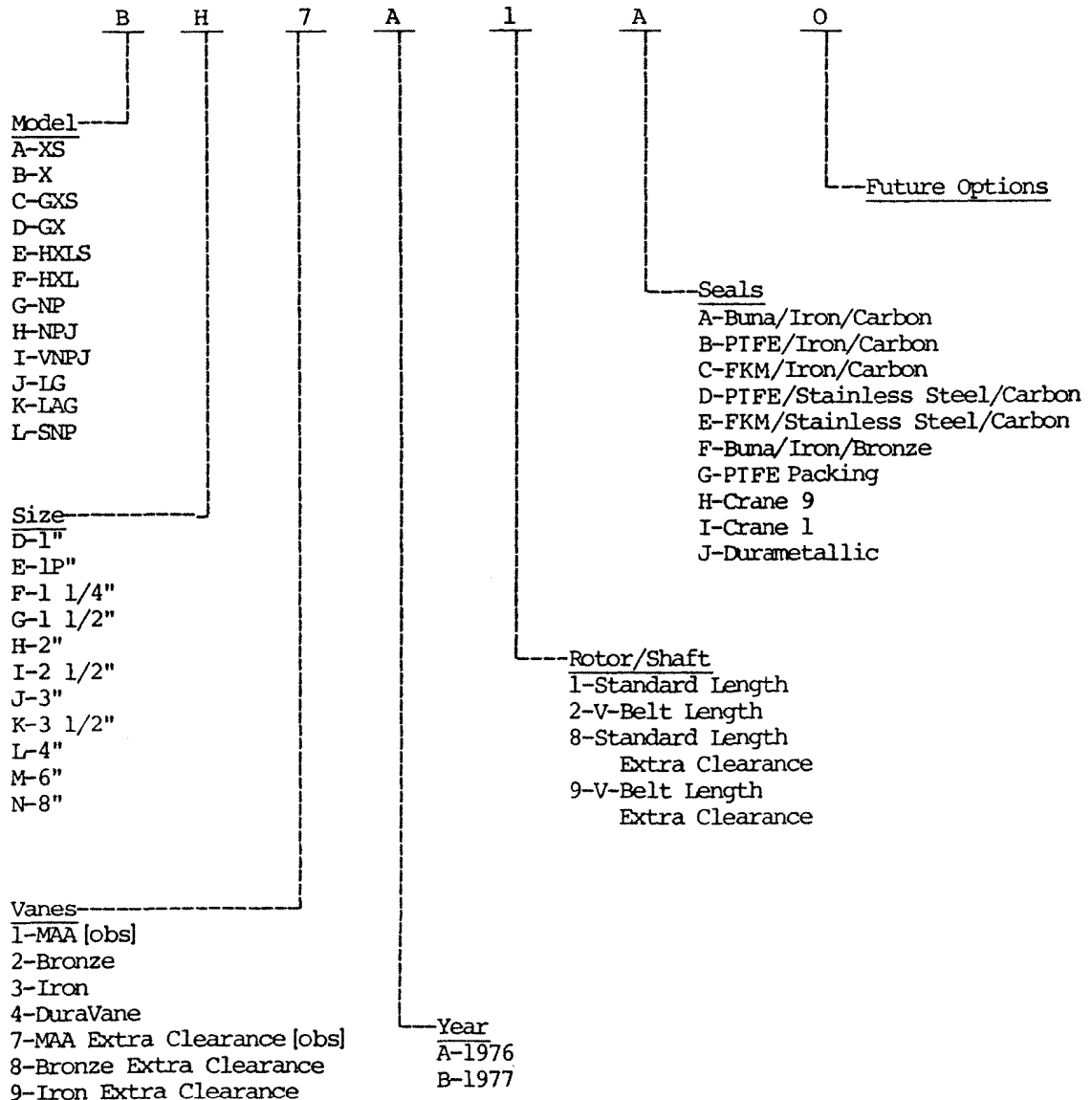
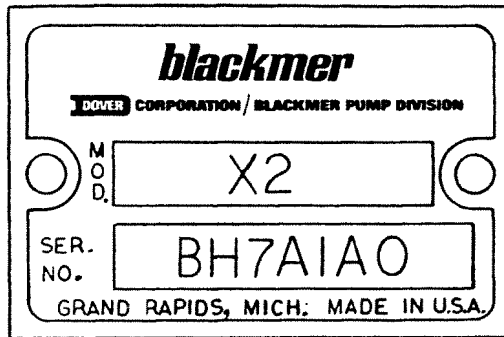
SERIAL NUMBER PROGRAM FROM FEBRUARY 1976 THROUGH DECEMBER 1977

All truck pumps have unique five digit Serial Numbers with a suffix letter, either A for 1976 or B for 1977, to indicate the year of manufacture. Power

driven pumps do not have a unique Serial Number. Power driven pumps are identified with a seven digit Identification Number as in the example coded below.

Microfilm records are not available for either truck pump Serial Numbers or power driven pump Identification Numbers. Hand pump, bypass valve, strainer and gear reducer equipment do not have Serial Number identification.

IDENTIFICATION NUMBER EXAMPLE



SERIAL NUMBER PROGRAM BEGINNING JANUARY 1978

Both truck and power driven pumps have unique five digit Serial Numbers with a suffix letter, C for 1978, to indicate the year of manufacture. Truck and power driven pumps also have a four digit Identification Number as in the example below.

Microfilm records are established for both truck and power driven pump Serial Numbers. These records are available for distributor use upon request. Hand pump, bypass valve, strainer and gear reducer equipment do not have Serial Number identification.

IDENTIFICATION NUMBER EXAMPLE

