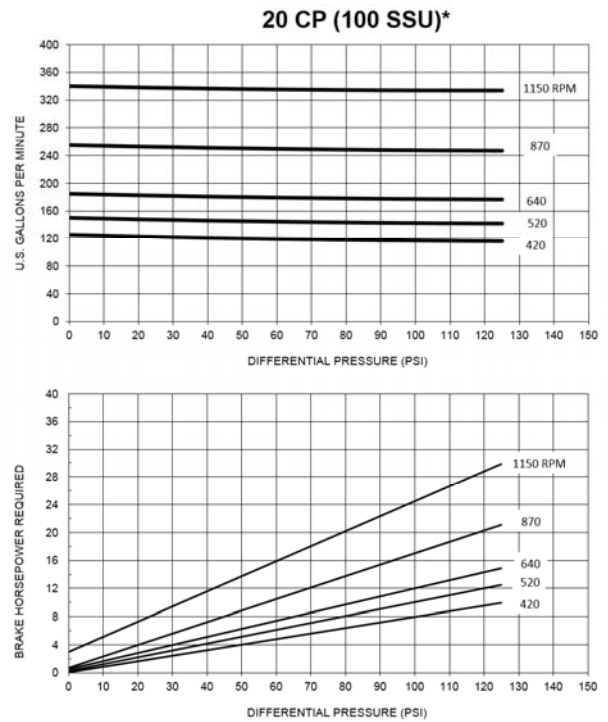
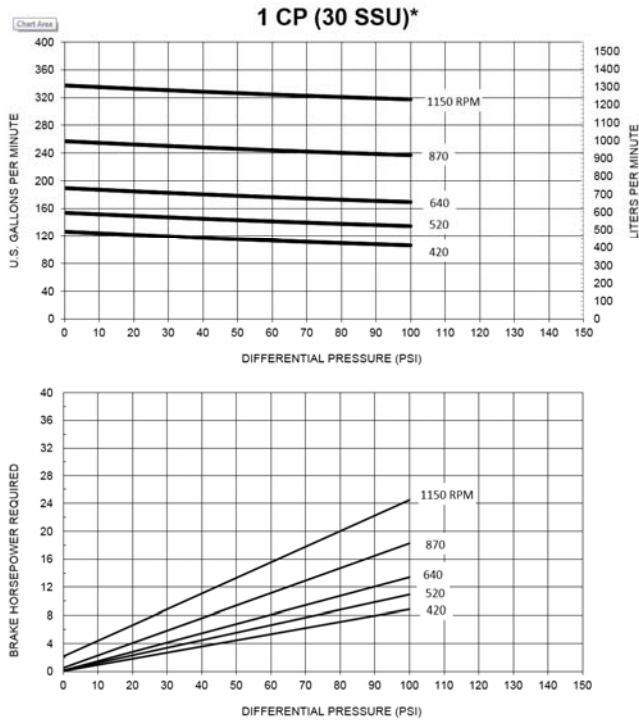




CHARACTERISTIC CURVES

Model: SMVP300C

Page Number	108-041
Effective	Mar 2018
Replaces	New
Section	108



NOTE: The MC (dotted) lines are provided to assist in magnetic coupling selection. The MC lines can be used for operating temperatures up to 200°F (93°C). For higher temperatures, consult factory.

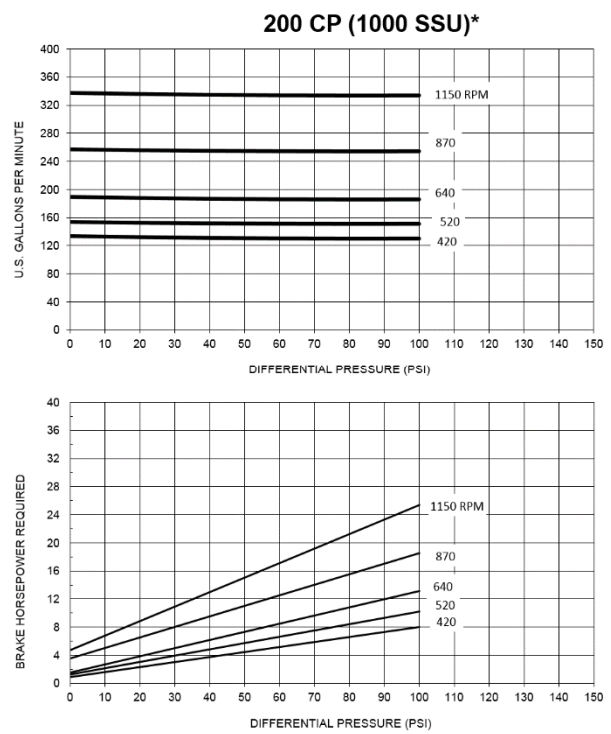
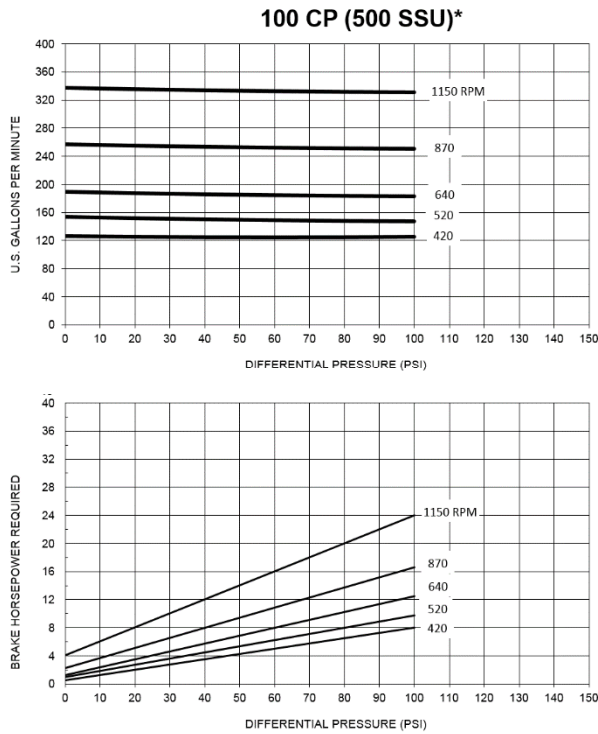
Blackmer Characteristic Curves are based on Brake Horsepower (BHp). To determine Motor Horsepower, drive train inefficiencies must be added to the BHp.

Actual capacities are dependent upon the vapor pressure of the liquid and the inlet conditions of the system.

*Centipoise (CP) to SSU conversion is based on a specific gravity of 1.0.

CHARACTERISTIC CURVES

Model: SMVP300C



NOTE: The MC (dotted) lines are provided to assist in magnetic coupling selection. The MC lines can be used for operating temperatures up to 200°F (93°C). For higher temperatures, consult factory.

Blackmer Characteristic Curves are based on Brake Horsepower (BHp). To determine Motor Horsepower, drive train inefficiencies must be added to the BHp.

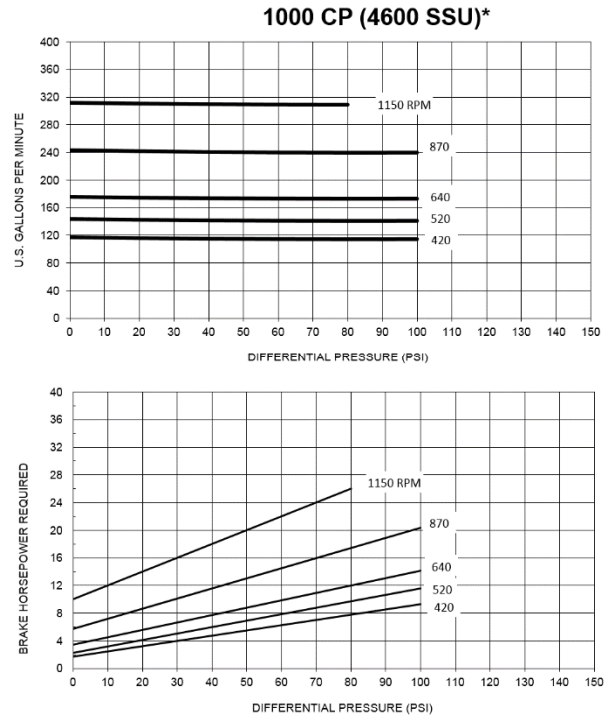
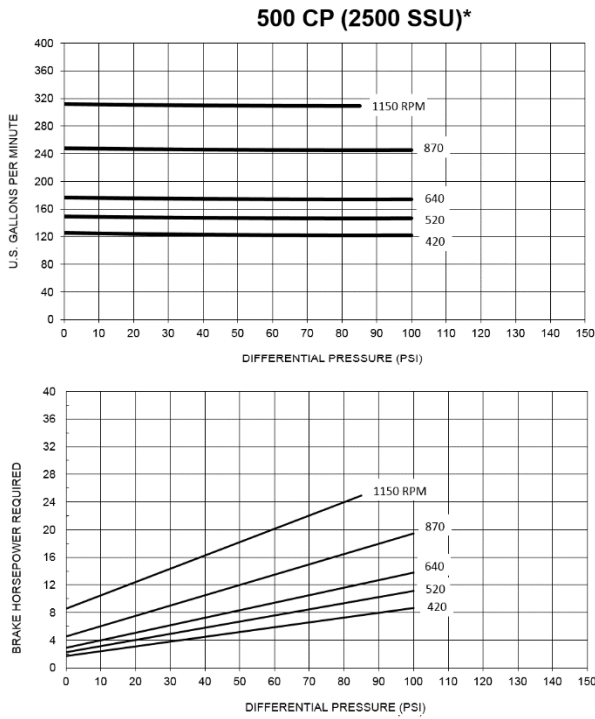
Actual capacities are dependent upon the vapor pressure of the liquid and the inlet conditions of the system.

*Centipoise (CP) to SSU conversion is based on a specific gravity of 1.0.



CHARACTERISTIC CURVES

Model: SMVP300C



NOTE: The MC (dotted) lines are provided to assist in magnetic coupling selection. The MC lines can be used for operating temperatures up to 200°F (93°C). For higher temperatures, consult factory.

Blackmer Characteristic Curves are based on Brake Horsepower (BHp). To determine Motor Horsepower, drive train inefficiencies must be added to the BHp.

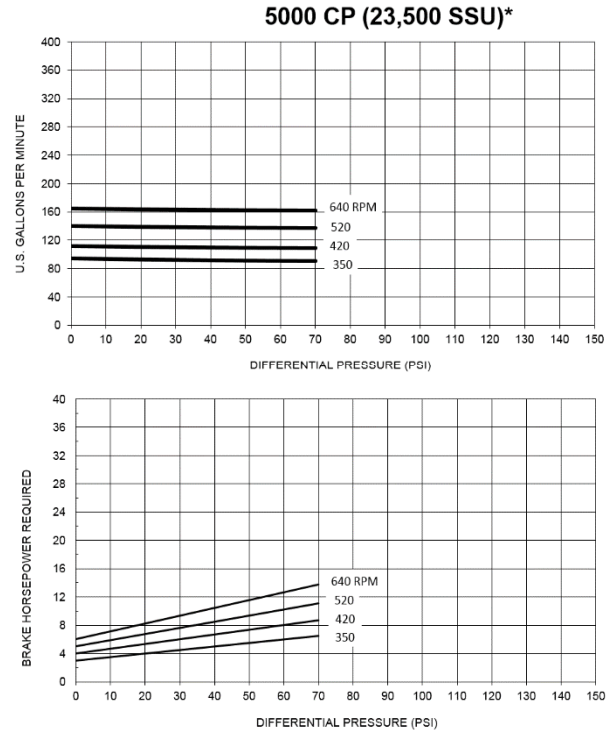
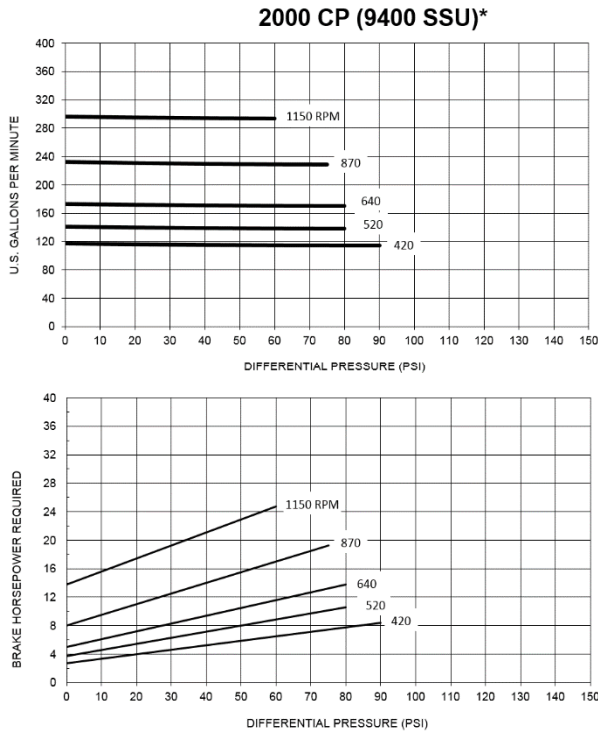
Actual capacities are dependent upon the vapor pressure of the liquid and the inlet conditions of the system.

*Centipoise (CP) to SSU conversion is based on a specific gravity of 1.0.



CHARACTERISTIC CURVES

Model: SMVP300C



NOTE: The MC (dotted) lines are provided to assist in magnetic coupling selection. The MC lines can be used for operating temperatures up to 200°F (93°C). For higher temperatures, consult factory.

Blackmer Characteristic Curves are based on Brake Horsepower (BHp). To determine Motor Horsepower, drive train inefficiencies must be added to the BHp.

Actual capacities are dependent upon the vapor pressure of the liquid and the inlet conditions of the system.

*Centipoise (CP) to SSU conversion is based on a specific gravity of 1.0.

