

Stallion[®] Series

Mining Pumps



WILDEN[®]

Where Innovation Flows




Wilden® Stallion® Series Pumps

Wilden® Stallion® Series Air-Operated Double-Diaphragm (AODD) Pumps are ideally suited for rugged mining applications thanks to their unique ability to handle solid-laden mining slurries with ease. Furthering the Stallion Series pump's ability to handle the toughest mining applications is a robust design featuring a large internal clearance and flow-through path for large-solids passage that prevents the pump from clogging. The Stallion Series is also designed with a polyurethane screen base at its inlet to provide additional durability.



MINING SOLUTIONS



The Stallion pumps feature clamped construction and offer a series of unique design features that allow them to transfer fluids with high solid content efficiently and reliably. In addition to the flow-through design and shock-absorbing screen base, Stallion pumps have an integrated suction strainer and altered ball/check valve assembly that maximizes part life. They can also be outfitted with the Turbo-Flo™ or Pro-Flo® SHIFT Air Distribution Systems (ADS). The design of the Pro-Flo SHIFT ADS eliminates lost air at the end of the pumping stroke, making it up to 60% more efficient than competitive ADS technologies.



MINING




DEWATERING



WASTE TRANSFER



SKIMMER SYSTEMS



SOLID-LADEN FLUID HANDLING

Wilden Stallion Series

You just can't break this Stallion! The pumps are available in three models - PS4 (38 mm/1-1/2"), PS8 (51 mm/2") and PS15 (76 mm/3") - in either aluminum or ductile-iron construction with a choice of Pro-Flo SHIFT or Turbo-Flo™ ADS. All models are submersible, self-priming, shear-sensitive, dry-run capable, anti-freezing and have increased on/off reliability. They can handle pressures up to 125 psi (8.6 bar) with flow rates, depending on the model, ranging from 307 to 764 lpm (81-202 gpm).

HANDLES FOR MOBILITY

Pump designed with built-in handles for applications that require the pump to be mobile.

CHECK VALVE EXHAUST FOR SUBMERSION

Air Distribution System equipped with a check valve exhaust to prevent water from back flowing into the pump during submersion.

SCREENED BASE

Stallion Series Pumps are designed with a screened base at the liquid inlet. The screened base allows the pump to operate in submersible applications without requiring fluid inlet piping. Additionally, the screened base prevents immense debris from entering and damaging the pump during operation.

SUBMERSIBLE

Wilden AODD pumps are able to function in applications that require the pump to be completely submerged within the fluid application.



BALL AND SEATS FOR LARGE SOLIDS PASSAGE

Wilden Stallion Series Pumps are designed with ball valves that have larger clearances to handle solids of up to 25 mm (1") in size.


EZ-INSTALL TPE DIAPHRAGMS AS OPTION

Stallion Series Pumps can be equipped with EZ-Install TPE Diaphragms for convenient and simplified maintenance. With EZ-Install diaphragms, maintenance does not have to invert the diaphragm during the installation process to improve maintenance time and safety.

Traditional shape requires inverting during installation




Wilden EZ-Install requires no inverting



Air Distribution System Comparison


Depending on your application needs, Wilden offers two different types of Air Distribution Systems (ADS) for the Brahma Series



PRO-FLO® SHIFT

The Wilden Pro-Flo® SHIFT Series is the premier AODD pump. The innovative, yet simple, Pro-Flo SHIFT design features an air control spool that automatically optimizes air consumption and eliminates the overfilling that can lead to overcharging of the air chamber, all while causing no corresponding reduction in flow rate. This allows the Pro-Flo SHIFT to achieve up to 34% greater flow rates with up to 60% reduction in air consumption. Additionally, Pro-Flo SHIFT is ATEX-compatible for use in explosive atmospheres.

VS.



TURBO-FLO™

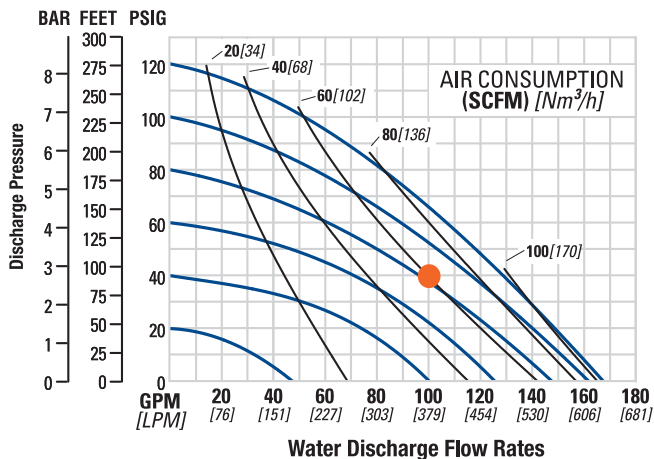
Famous for its long life and easy serviceability, the durable Wilden Turbo-Flo™ is the first ADS that originated in the AODD pump industry. Operating on only differential pressure, there are no mechanical trip rods, bearings or springs to wear or repair, making it an easy-to-maintain, cost-effective, economical ADS solution for use with AODD pumps.

Stallion Series TECHNICAL SPECIFICATIONS

Model	Air Inlet	Liquid Inlet (Bottom)	Liquid Discharge (Top)	Connection Type	Max. Flow Rate	Max. Inlet Pressure	Max. Size Solids	Max. Suction Lift	Displacement Per Stroke*	Certifications
PS4	3/4" FNPT	38 mm (1-1/2")	38 mm (1-1/2")	NPT/BSPT (Threaded)	307 lpm (81 gpm)	8.6 bar (125 psig)	13 mm (1/2")	5.7 m (18.7') Dry 9.0 m (29.5') Wet	0.8 L (0.22 gal)	CE EX
PS8	3/4" FNPT	51 mm (2")	51 mm (2")	NPT/BSPT (Threaded)	634 lpm (168 gpm)	8.6 bar (125 psig)	19 mm (3/4")	5.3 m (17.5') Dry 9.0 m (29.5') Wet	2.0 L (0.52 gal)	CE EX
PS15	3/4" FNPT	76 mm (3")	76 mm (3")	NPT/BSPT (Threaded)	764 lpm (202 gpm)	8.6 bar (125 psig)	25 mm (1")	4.7 m (15.3') Dry 9.0 m (29.5') Wet	3.7 L (0.97 gal)	CE EX
T4	1/2" FNPT	38 mm (1-1/2")	38 mm (1-1/2")	NPT/BSPT (Threaded)	216 lpm (57 gpm)	8.6 bar (125 psig)	13 mm (1/2")	4.27 m (14') Dry 8.23 m (27') Wet	0.64 L (0.17 gal)	CE
T8	3/4" FNPT	51 mm (2")	51 mm (2")	NPT/BSPT (Threaded)	606 lpm (160 gpm)	8.6 bar (125 psig)	19 mm (3/4")	3.4 m (11') Dry 9.5 m (28') Wet	1.89 L (0.50 gal)	CE
T15	3/4" FNPT	76 mm (3")	76 mm (3")	NPT/BSPT (Threaded)	878 lpm (232 gpm)	8.6 bar (125 psig)	25 mm (1")	5.5 m (18') Dry 9.45 m (31') Wet	5.4 L (1.43 gal)	CE

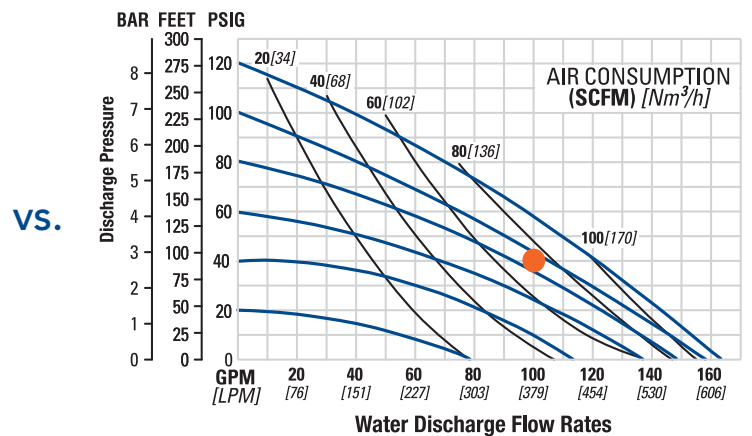
*1 cycle = 2 strokes. For more information, please visit wildenpump.com

Air Distribution System Comparison: Air Consumption



Pro-Flo SHIFT 51 mm (2") PS8 EZ-Install TPE-Fitted Flow Curve

If you were pumping at a flow rate of 379 lpm (100 gpm) at a discharge pressure of 2.76 bar (40 psig), you would obtain an air consumption of approximately 102 Nm³/h (60 SCFM).



Turbo-Flo 51 mm (2") T8 TPE-Fitted Flow Curve

If you were pumping at a flow rate of 379 lpm (100 gpm) at a discharge pressure of 2.76 bar (40 psig), you would obtain an air consumption of over 120.4 Nm³/h (75 SCFM).

WILDEN®

PSG
22069 Van Buren Street
Grand Terrace
CA, 92313-5651
USA
P: +1 (909) 422-1730
F: +1 (909) 783-3440
wildenpump.com



Where Innovation Flows

WIL-10830-C-01

Copyright 2019 PSG®, a Dover company

Authorized PSG® Partner: